


Autonordic 801 – the classical tensioning device




Autonordic where safety is a requirement




Autonordic® 801
BAND TENSIONING
DEVICE


- All-welded steel construction. Zink/iron treated.
- Powerfully built axle with replaceable sliding bearing.
- Stable band drum.
- Gently rounded edges reduce wear on the band.
- Powerful locking mechanism which can be disengaged with a tension bar.
- The same tensioning device can be used for different types of mounting.
- Magazine for a 10 m band.



The locking mechanism is disengaged with a tension bar.



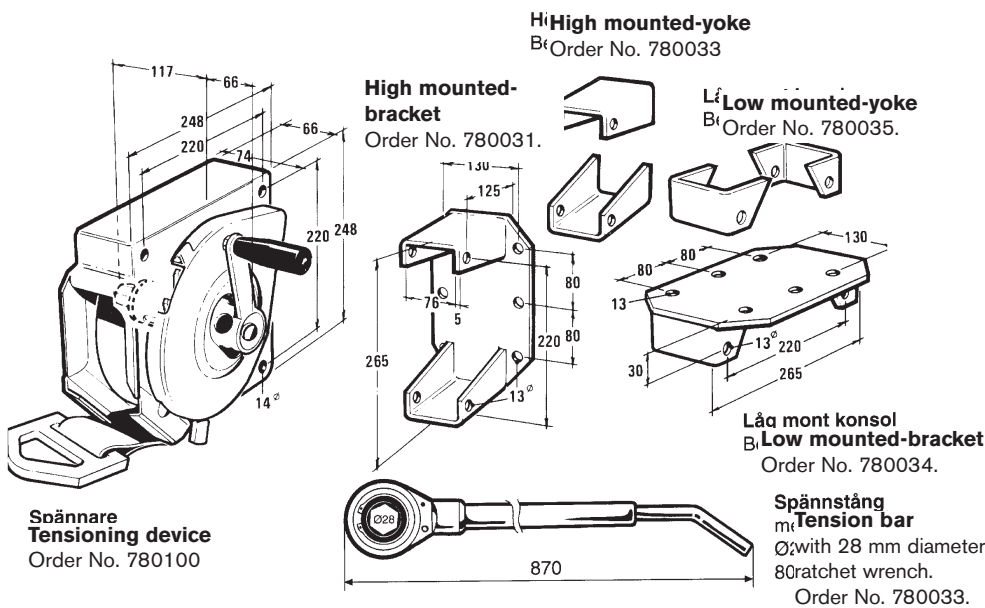
Hexagon bit on the shaft for combined work with ratchet wrench.



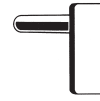
The band is tensioned with a tension bar made of toughened steel.

Autonordic 801 – the classical tensioning device

MEASUREMENTS



ACCESSORIES



Locking pin
Order No. 780114



Through-platform
Order No. 780056



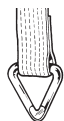
Hook (welded)
Order No. 780603



Tension bar
Order No. 780115



Band 10 m
Breaking strength
5,000 kp.
Order No. 780050



Band 10 m
Breaking strength
6,000 kp.
Order No. 780060

FOR OTHER ACCESSORIES,
PLEASE SEE OUR PRICE LIST.

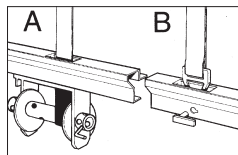
TECHNICAL INFORMATION

The Autonordic 801 is made of steel and treated with zinc/iron. It has replaceable bearings. The hole diameter for the tension bar is 21 mm. The hexagon for the ratchet wrench is 28 mm in diameter. The weight is approx. 9.5 kg. Designed for a breaking strength of 6 tons. Band magazine holds a 10 m band, 50 mm wide.

Mounting example for internal lashing

Fig A: Shows the tensioning device attached to the underside of the platform, with the band passing through the platform profile.

Fig B: On the opposite side, the band fastener is mounted with a cotter, which is locked in one simple operation.




Wear-resistant band

Colour	Breaking strength	Lashing strength	Order No.
Blue	5,000 kp	10,000 kp	780050
Blue	6,000 kp	12,000 kp	780060

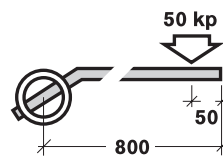
The number of black threads in the band indicates resistance. Original marking is found on the bands.

Note. The tensioning strength is limited by the angle of the direction of pull and by the radii on the goods.



The band is locked into the shaft with a pin.

Tensional force



Band length metres	Tensional force kp
6	approx. 625
7	approx. 680
8	approx. 800
9	approx. 985

The values in the table exclude friction losses.

In order to obtain stated tensional force, use an Autonordic tension bar made of toughened steel.

Testing

Tensile tested by the Swedish National Testing and Research Institute.

Maintenance

Check the band regularly. It is important to replace the band if damage is discovered or if it has been subjected to excessive stretching. Never join two bands together. Clean the tensioning device regularly. Always use original bands.

Note. Tension the band as much as the load permits. A well-tensioned band ensures better lashing and less wear. **Check to see that the cargo has not shifted before you release the catch.**

The technical specifications apply only if original bands are used.

We reserve the right to make changes without prior notice.

Note. When mounting, follow the chassis manufacturer's instructions and authorities' requirements for strength.

Tensile tested by the Swedish National Testing and Research Institute.

Autonordic load safety products are origin marked and made in Sweden.

AUTONORDIC
LOAD SAFETY SYSTEM

ExTe Fabriks AB, SE-820 41 Färila Sweden.
Tel: +46 (0)651 175 00. Fax: +46 (0)651 175 03.
E-mail: info@exte.se www.autonordic.se