


Autonordic 601 – tensioning device with band storage





Autonordic where safety is a requirement



Autonordic® 601

**BAND TENSIONING
DEVICE**

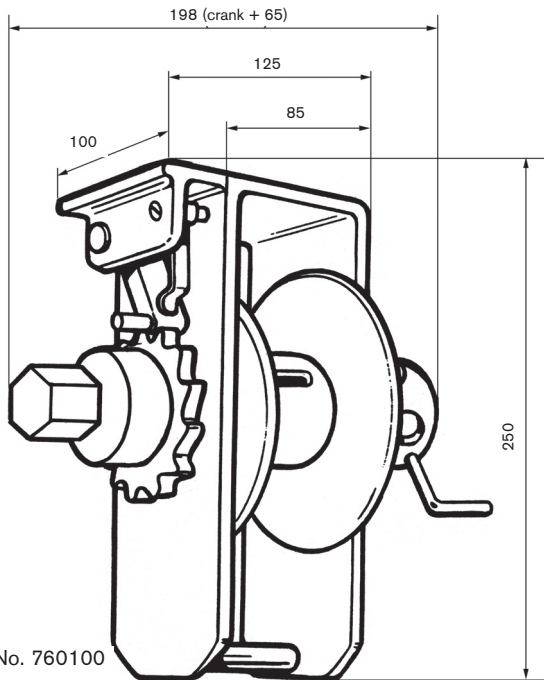


Two tension bar options. Useful when space is limited.

- Autonordic 601 is designed to meet stringent requirements to ensure safe and securely held cargoes.
- Powerfully built axle with a hole for a tension bar and hexagon for a bar with a ratchet wrench.
- Spring-loaded locking device provides great security.
- For attaching to a platform or frame.
- Magazine for a 10 m band.

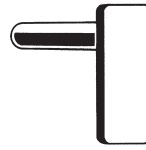
Autonordic 601 – tensioning device with band storage

MEASUREMENTS




Order No. 760100

ACCESSORIES



Locking pin
Order No. 780114



Through-platform
Order No. 780056



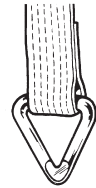
Tension bar
Order No. 780115



Hook (welded)
Order No. 780603



Band 10 m
Breaking strength
5,000 kp.
Order No. 780050



Band 10 m
Breaking strength
6,000 kp.
Order No. 780060

FOR OTHER ACCESSORIES, PLEASE SEE OUR PRICE LIST.

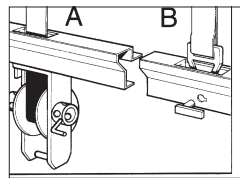
TECHNICAL INFORMATION

The Autonordic 601 is made of steel. It has a spring-loaded locking device. The hole diameter for the tension bar is 21 mm. The hexagon for the ratchet wrench is 28 mm in diameter. The weight is 6,2 kg. The band magazine holds a 10 m band, 50 mm wide. Designed for a breaking strength of 6 tons.

Mounting example for internal lashing

Fig A: Shows the tensioning device attached to the underside of the platform, with the band passing through the platform profile.

Fig B: On the opposite side, the band fastener is mounted with a cotter, which is locked in one simple operation.




Wear-resistant band

Colour	Breaking strength	Lashing strength	Order No.
Blue	5,000 kp	10,000 kp	780050
Blue	6,000 kp	12,000 kp	780060

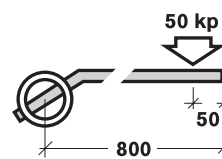
The number of black threads in the band indicates resistance. Original marking is found on the bands.

Note. The tensioning strength is limited by the angle of the direction of pull and by the radii on the goods.



The band is locked into the shaft with a pin.

Tensional force



Band length metres	Tensional force kp
6	approx. 625
7	approx. 680
8	approx. 800
9	approx. 985

In order to obtain stated tensional force, use an Autonordic tension bar made of toughened steel.

Testing

Tensile tested by the Swedish National Testing and Research Institute.

Maintenance

Check the band regularly. It is important to replace the band if damage is discovered or if it has been subjected to excessive stretching. Never join two bands together. Clean the tensioning device regularly. Always use original bands.

Note. Tension the band as much as the load permits. A well-tensioned band ensures better lashing and less wear. **Check to see that the cargo has not shifted before you release the catch.**

The technical specifications apply only if original bands are used.

We reserve the right to make changes without prior notice.

Note. When mounting, follow the chassis manufacturer's instructions and authorities' requirements for strength.

Tensile tested by the Swedish National Testing and Research Institute.

Autonordic load safety products are origin marked and made in Sweden.

AUTONORDIC
LOAD SAFETY SYSTEM

ExTe Fabriks AB, SE-820 41 Färila Sweden.
Tel: +46 (0)651 175 00. Fax: +46 (0)651 175 03.
E-mail: info@exte.se www.autonordic.se